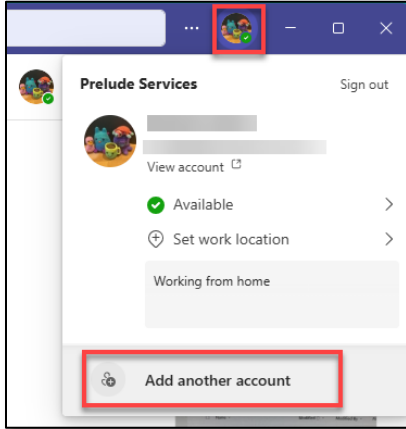


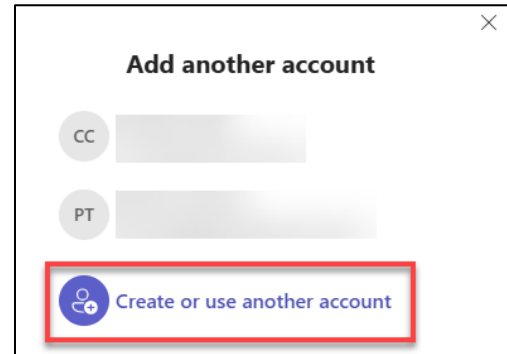
## Add additional accounts

**Step 1:** Select your profile icon in the upper right corner

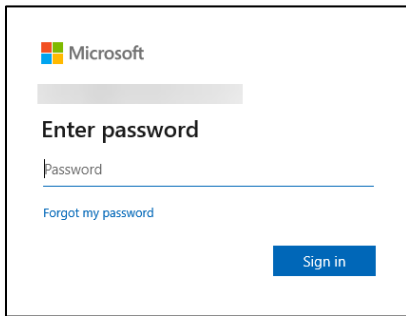
**Step 2:** Select Add another account



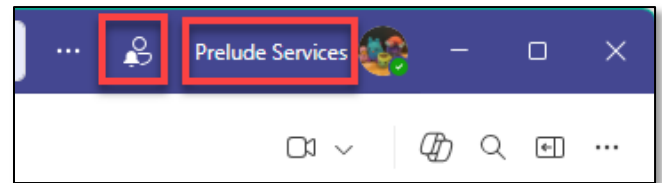
**Step 3:** Select the account from the list or choose Create or use another account



**Step 4:** Sign into the other account



**Step 5:** The name of the active organization will now display next to your profile icon. Notifications for activities other accounts can be see next to the name of the active organization.



## Switching accounts

**Step 1:** Select your profile icon in the upper right corner

**Step 2:** Select the account you want to switch to

